





Aerial



BEAUMONT DEMOGRAPHICS

POPULATION	HOUSEHOLDS
 24,688	 6,950
AVERAGE AGE	MEDIAN INCOME
 35	 \$162,250

Leduc Alberta

\$3,217,200

80.43 acres ± of future development land Land neighbours City of Beaumont, located in Leduc County. Ideal for current agricultural use, agri-business ventures, or as a strategic investment for future value growth Quick access to amenities and major transportation routes from Highway 625 (Township Road 504) Close proximity to Beaumont, Nisku, and the EIA (id:6769)

Listing Presented By:



Originally Listed by:
HonestDoor Inc

<https://www.honestdoor.com/>



RE/MAX Elite Sherwood Park

#116, 150 Chippewa Rd ,
Edmonton, Alberta,

Phone: 780-984-9399

Fax:

steveleddy@hotmail.com